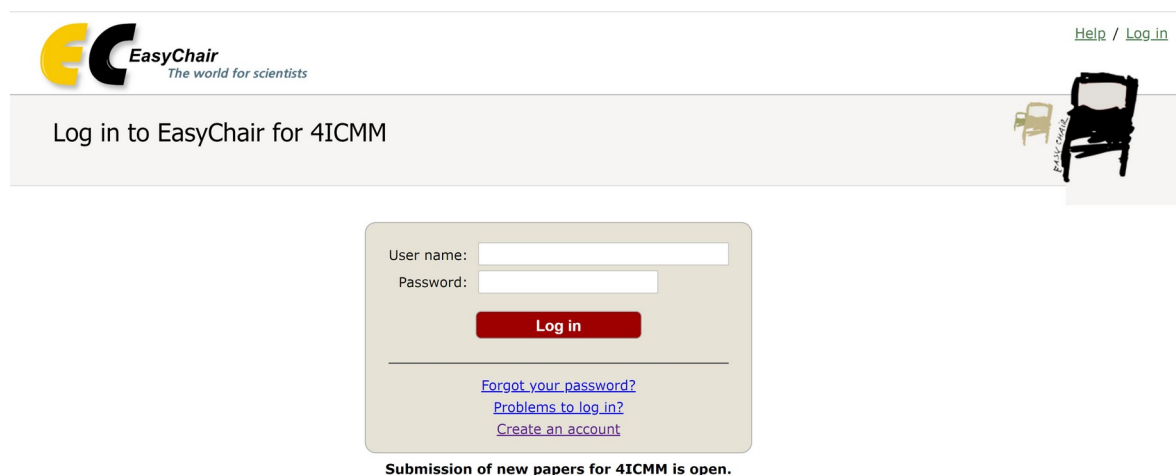


# Help for abstract submission

The abstracts submission will be done through the Easy-Chair platform:  
If you already have an Easy-Chair account, please use your user name and password to send your submission at <https://easychair.org/conferences/?conf=4icmm>

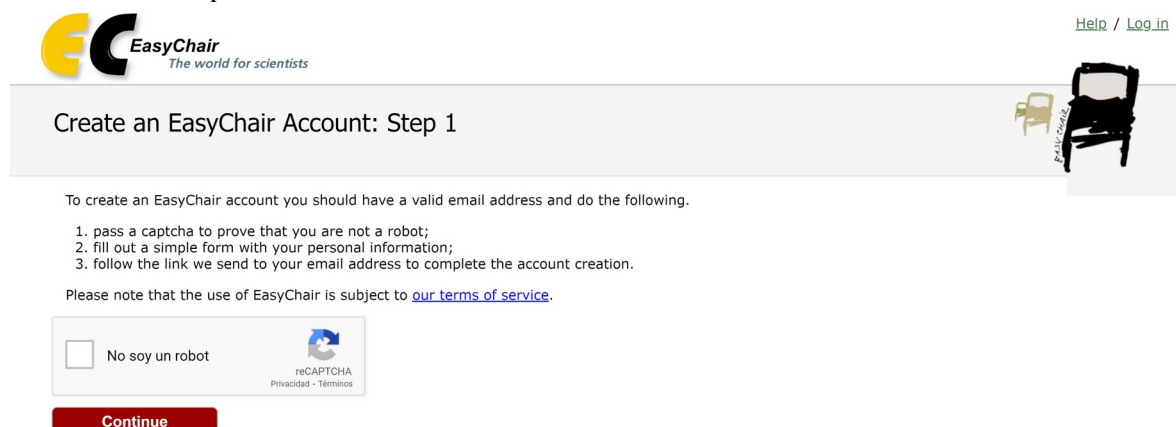
## 1. EasyChair account creation

1. Go to <https://easychair.org/conferences/?conf=4icmm> and click in the link “create an account” which is below the Log in button.




The screenshot shows the EasyChair login interface. At the top left is the EasyChair logo with the tagline "The world for scientists". At the top right are links for "Help" and "Log in". Below the logo, a banner reads "Log in to EasyChair for 4ICMM" next to a graphic of two chairs. The main login form contains fields for "User name:" and "Password:", followed by a red "Log in" button. Below the button are three links: "Forgot your password?", "Problems to log in?", and "Create an account". At the bottom of the form, a message states "Submission of new papers for 4ICMM is open."

2. Mark the captcha box and click the “Continue” button



The screenshot shows the EasyChair account creation page, Step 1. At the top left is the EasyChair logo with the tagline "The world for scientists". At the top right are links for "Help" and "Log in". Below the logo, a banner reads "Create an EasyChair Account: Step 1" next to a graphic of two chairs. The main content area contains instructions: "To create an EasyChair account you should have a valid email address and do the following." followed by a numbered list: 1. pass a captcha to prove that you are not a robot; 2. fill out a simple form with your personal information; 3. follow the link we send to your email address to complete the account creation. Below the list, it says "Please note that the use of EasyChair is subject to [our terms of service](#)." At the bottom, there is a reCAPTCHA section with a checkbox labeled "No soy un robot" and a red "Continue" button.

### 3. Fill the name, last name and e-mail and click on the “Continue” button

Help / Log in

Create an EasyChair Account: Step 2

Please fill out the following form. The required fields are marked by \*.

Note that **the most common reason for failing to create an account is an incorrect email address** so please type your email address correctly.

First name\*:

Last name: \*

Email: \*


Retype email address: \*

Continue

\* Note: leave first name blank if you do not have one. If you are not sure how to divide your name into the first and last name, [read the Help article about names.](#)

You may also be interested about [our policy for using personal information.](#)

A message is displayed, it notifies that your request has been sent.

Help / Log in

Account Application Received

We received your application. A mail with further instructions has been sent to the email address vero0304@yahoo.com.

**If You Do not Receive the Instructions**  
If you do not receive our email with instruction on how to create an account, please read the following information.  
Our mail server normally sends all mail within a few seconds. The following is an incomplete list of possible reasons for the problem.  
*Incorrectly typed email address*  
This is still the most likely cause of delays.  
*Slow mail processing*  
Some mail servers process mail for a long time. For example, you mail server may spend a lot of time checking incoming mail for spam.  
*"Reply-me" mail protection*  
Some mailers, when receiving an email from an unknown sender, ask the sender to send a mail with specific content to ensure that it has been sent by a human. Account-related emails in EasyChair are sent by a computer program, so if your email address uses such a protection, you will never receive our mail. If you have such a protection and it is configurable, configure it to accept email from the domain easychair.org.  
*Mailbox problems and quotas*  
Some emails sent by EasyChair bounce back because the recipient mailbox is over quota.  
*Anti-spam filters*  
It is possible that your spam filters will classify our email as spam. Please check your spam mail boxes.  
*General connection problems*  
There might be general connection problems, for example your mail server may be unreachable for a long time.  
Unfortunately, we have no resources to cope with all possible kinds of mail server (mis)behavior. If you believe you have a problem related to your mail server and want to solve it quickly, either contact your system administrators or try to get and use an email address from one of major mail hosts, such as a Google Mail, Yahoo Mail, or Hotmail. You will be able to change your email address in EasyChair or have multiple email addresses associated with your account later.  
You can repeat your application at any time. Another email will be sent to you.

### 4. Easy-Chair will send you an e-mail with a link to finalize your registration.

- EasyChair account confirmation



• EasyChair <noreply@easychair.org>  
To: Veronica Borja M.

Dear Veronica Borja M.,

We received a request to create an EasyChair account for you. To create an EasyChair account, please click on this link:

<https://easychair.org/account/create?code=jiFBMuzegDMoJeS2VfG4>

Please note that this link is only valid for one week. After one week you will have to apply for an account again.

Please be aware that this is an unmonitored email alias, so please do not reply to this email.  
To contact EasyChair use the EasyChair contact Web page  
<https://easychair.org/contact>

5. The link in your e-mail will open the final form that you must fill in with some personal data and set your user and password. Finally, you click on the “create my account” button to finish the registration process.



## Create an EasyChair Account: Last Step

Hello Veronica Borja M.! To complete the creation of your account please fill out the following form. You should create the account within 30 minutes, otherwise you will have to fill out this form from scratch.

To use EasyChair, you must agree to its Terms of Service ([view terms](#)), ([download terms](#)).

☒ I agree to EasyChair Terms of Service


---

Enter your personal data.

First name<sup>†</sup>:

Last name: \*

Organization: \*

Country/region: \*  

The Web page is used to provide a link to it on some EasyChair pages, for example when you are mentioned as an author in a published conference program. It is optional. Please do not use the Web page of your organization here: if you fill this out, it should only be your personal Web page.

Your personal Web page

---

Enter your account information. Note that user names are case-insensitive

**User name veronica.b.m. is available!**

User name: \*

Password: \*

Retype the password: \*

[Create my account](#)

<sup>†</sup> Note: leave first name blank if you do not have one. If you are not sure how to divide your name into the first and last name, [read the Help article about names](#).

You may also be interested about [our policy for using personal information](#).

6. Your account has been successfully created and now you can register your abstract.



Account Created

**Your EasyChair account has been created!**

To log in and access 4ICMM pages [click here](#).

## 2. Abstract submission

1. Go to <https://easychair.org/conferences/?conf=4icmm> use your user and password.



[Help](#) / [Log in](#)

Log in to EasyChair for 4ICMM



User name:

Password:

**Log in**

[Forgot your password?](#)

[Problems to log in?](#)

[Create an account](#)

**Submission of new papers for 4ICMM is open.**

2.- Click on the “make a new submission” link



[Conferences](#) [CFP](#) [VCS](#) [Preprints](#) [Slides](#) [EasyChair](#)

**4ICMM (4th International Conference on Mathematical Modelling)**

You are logged in to 4ICMM (4th International Conference on Mathematical Modelling).

Use the links below to access 4ICMM.

Author

- [make a new submission](#)

### 3. Fill in all the necessary information



New Submission 4ICMM Conference [News](#) EasyChair

#### New Submission for 4ICMM

Follow the instructions, step by step, and then use the "Submit" button at the bottom of the form. The required fields are marked by \*.

#### Author Information

For each author please fill out the form below. Some items on the form are explained here:

- **Email address** will only be used for communication with the authors. It will not appear in public Web pages of this conference. The email address can be omitted for not corresponding authors. These authors will also have no access to the submission page.
- **Web page** can be used on the conference Web pages, for example, for making the program. It should be a Web page of the author, not the Web page of her or his organization.
- Each author marked as a **corresponding author** will receive email messages from the system about this submission. There must be at least one corresponding author.

##### Author 1 ([click here to add yourself](#))

First name<sup>†</sup>:

Last name: \*

Email: \*

Country/region: \*

Organization: \*

Web page:

☒ corresponding author

##### Author 2 ([click here to add yourself](#))

First name<sup>†</sup>:

Last name: \*

Email: \*

Country/region: \*

Organization: \*

Web page:


☒ corresponding author

**Author 3** ([click here to add yourself](#))

First name<sup>†</sup>:

Last name: \*

Email: \*

Country/region: \*  

Organization: \*

Web page:

☒ corresponding author

**[Click here to add more authors](#)**

<sup>†</sup> Note: leave first name blank if there is no first name. If you are not sure how to divide a name into the first and last name, [read the Help article about names](#).

## Title

The title should be entered as plain text, it should not contain HTML elements.

Title: \*

## Keywords

Type a list of keywords (also known as key phrases or key terms), **one per line** to characterize your submission. You should specify at least three keywords.

Keywords: \*

Knowledge representation

Non-classical logic

Automatic theorem prover

## Topics

Please select topics relevant to your submission from the following list. Topics are typically used for assigning submissions to reviewers and for conference analytics.

<input checked="" type="checkbox"/> Artificial Intelligence	<input type="checkbox"/> Biomathematics
<input type="checkbox"/> Data Science	<input type="checkbox"/> Engineering
<input type="checkbox"/> Mathematical Epidemiology	<input type="checkbox"/> Social Sciences

4. Attach the PDF file with your abstract. There is no template for the abstract but it must include, full names and affiliations of authors, at least 3 keywords and the topic of the conference that your work belongs to. Press the “submit” button and wait for the file to upload, it can take a few seconds.

Files

The following part of the submission form was added by 4ICMM. It has neither been checked nor endorsed by EasyChair

---

**Paper.** \* Upload your paper. The paper must be in PDF format (file extension .pdf)


Abstract para 4ICMM.pdf

Ready?

If you filled out the form, press the 'Submit' button below. **Do not press the button twice: uploading may take time!**

Submit


5. Once the submission is concluded it notifies that the abstract has been saved and displays the submission details.

 **4ICMM (author)**

[New Submission](#) [Submission 1](#) [4ICMM](#) [Conference ↗](#) [News](#) [EasyChair](#)

## 4ICMM Submission 1

**The submission has been saved!**

Submission 1	
Title:	An automatic theorem prover for K3 logic in Coq
Paper:	 (Aug 14, 19:43 GMT)
Author keywords:	Knowlegde representation Non-classical logic Automatic theorem prover
Topics:	Artificial Intelligence
Submitted:	Aug 14, 19:43 GMT
Last update:	Aug 14, 19:43 GMT

Authors						
first name	last name	email	country	affiliation	Web page	corresponding?
Veronica	Borja M.	vero0304@yahoo.com	Mexico	Universidad Tecnológica de la Mixteca		✓